THE SOCIETY
COMMUNAL LIVE + WORK

Kara Seiler
Capstone Design

Kara Seiler
2510 Butterfield Court
Manhattan, KS, 66502
(913)991-2684
krseiler@ksu.edu

THE SOCIETY
COMMUNAL LIVE + WORK

The Society
302 S 4th St. Manhattan, KS 66502

SOCIETY - COMMUNAL LIVE + WORK
MANHATTAN, KANSAS

No.	Description	Date

Capstone Project

COVER SHEET

Project number	Capstone
Date	May 2, 2019
Drawn by	Author
Checked by	Checker

G 01

Scale

4/30/2019 5:08:42 PM

THE SOCIETY -- COMMUNAL LIVE + WORK
MANHATTAN, KANSAS

GENERAL NOTES

1. DO NOT SCALE THE DRAWINGS.
2. VERIFY FIELD CONDITIONS PRIOR TO EACH PORTION OF THE WORK.
3. THE CONTRACT DOCUMENTS ARE COMPLEMENTARY, AND WHAT IS REQUIRED BY ONE SHALL BE BINDING AS IF REQUIRED BY ALL THE CONTRACTOR SHALL COORDINATE ALL PORTIONS OF THE WORK AS DESCRIBED IN THE CONTRACT DOCUMENTS. NOTIFY THE ARCHITECT FOR RESOLUTION OF ALL DISCREPANCIES PRIOR TO CONSTRUCTION
4. DIMENSIONS ARE TO THE STRUCTURAL GRID OR TO FINISHED SURFACES, UNLESS OTHERWISE INDICATED.
5. DOORS AND CASED OPENINGS INDICATED NEARBY WALL INTERSECTIONS, SHALL BE LOCATED SO THAT THE EDGE OF THE FINISH OPENING IS SIX INCHES FROM THE FACE OF THE NEARBY WALL UNLESS OTHERWISE INDICATED. ALL OTHER DOORS AND CASED OPENINGS SHALL BE CENTERED BETWEEN ADJACENT WILL INTERSECTIONS.
6. GENERAL CONTRACTOR RESPONSIBLE FOR PROVIDING GERNERAL SPECIFICATIONS AND INFORMATION TO ALL SUBCONTRACTORS.
7. ALL PRENTRATIONS OF RATED WALL CONSTRUCTION AND FLOORING/CEILING ASSEMBLIES SHALLL CONFORM TO REQUIREMENTS IBC 2012.

SITE LOCATION

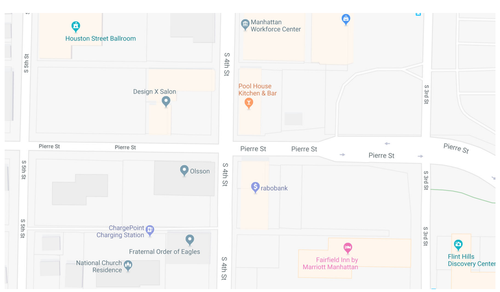

MANHATTAN, KANSAS

PROJECT TEAM

OWNER:

THE SOCIETY
MANHATTAN, KANSAS

JOHN DOE
PHONE: 000.000.0000
FAX: 111.111.1111

INTERIOR DESIGNER:

213 LOVER'S LANE
JUSTIN HALL
MANHATTAN, KS 66503

Kara Seiler
913.991.2684

CONSTRUCTION COORDINATOR:

BOB THE BUILDER, INC.
0000 XXXX DRIVE
CITY, STATE 000000

BOB THE BUILDER
PHONE: 555.555.5555 FAX: 111.111.1111

PROPERTY MANAGER:

MARTY MANAGEMENT, LLC.
XXX XXXX STREET
SUITE 000
CITY, STATE 00000

MARTY DOE
PHONE: 913.444.5566 FAX: 890.654.7654

ENGINEER:

TO BE DETERMINED

REFERENCE SYMBOLS

	NORTH ARROW
1 A101 SIM	SECTION CUT SYMBOL
1 Ref, A101, 1 Ref	ELEVATION TAG FOUR DIRECTION
1 A101 SIM	CALLOUT HEAD
0	GRID HEAD
1i	CEILING TAG
101	DOOR TAG
1i	FURNITURE TAG
Room name 101	ROOM TAG
1i	WALL TAG
1t	WINDOW TAG

SHEET LIST

SHEET #	SHEET NAME
G 01	COVER SHEET
G 02	TITLE SHEET
ID 1.0	CODE/LIFE SAFETY
ID 2.0	PARTITION PLAN
ID 3.0	REFLECTED CEILING PLAN
ID 4.0	POWER & COMMUNICATION PLAN
ID 5.0	FINISH PLAN
ID 6.0	FURNITURE PLAN
ID 7.0	ENLARGED PLANS & ELEVATIONS
ID 8.0	ENLARGED PLANS & ELEVATIONS
ID 8.1	ENLARGED PLANS
ID 9.0	ELEVATIONS
ID 10.0	SECTIONS
	DETAILS
ID 11.0	DETAILS
ID 12.0	SCHEDULES

ABBREVIATIONS

ACC	ACCESSIBLE
ACST	ACOUSTICAL
ADJ	ADJUSTABLE
AFF	ABOVE FINISH FLOOR
ALT	ALTERNATE
APPRO	APPROXIMATE
X	
APT	APARTMENT
BLDG	BUILDING
BLDG	BUILDING
BLKG	BLOCKING
BOT	BOTTOM
BRG	BEARING
CAB	CABINET
CEM	CEMENT
CJ	CONTROL JOINT
CL	CENTERLIE
CLG	CEILING
CPT	CARPET
D	DEEP, BEPTH
DBL	DOUBLE
DEMO	DEMOLITION
DET	DETAIL
DN	DOWN
DR	DOOR
E	EAST
EQUIP	EQUIPMENT
EXH	EXHAUSE
EXIST	EXISTING
FA	FIRE ALARM
FE	FIRE EXTINGUISHER
FIN	FINISH, FINISHED
FLR	FLOOR, FLOORING
FP	FIRE PROTECTION
FRMG	FRAMING
FT	FOOT, FEET
FWP	FABRIC WALL COVERING
GEN	GENERAL, GENERATOR
GYP	GYPSUM
GYPBD	GYPSUM BOARD
H	HIGH
HD	HAND DRYER
HDW	HARDWARE
HT	HEIGHT
INFO	INFORMATION
INSUL	INSULATION
INT	INTERIOR
N	NORTH
ND	NUMBER
NTS	NOT TO SCALE
OC	ON CENTER
OPP	OPPOSITE
PNL	PANEL
PT	PROPPROPERTY PAINT
R	RADIOUS
RCP	REFLECTED CEILING PLAN
RM	ROOM
RT	RIGHT
S	SOUTH
SHT	SHEET
STL	STEEL
T	TREAD
VNR	VENEER
W	WEST
W/	WITH
W/O	WITH OUT
WT	WEIGHT

PROJECT INFORMATION

- INTERNATIONAL BUILDING CODE, 2009, WITH STATE AMENDMENTS
- INTERNATIONAL FIRE CODE, 2006, WITH STATE AMENDMENTS
- INTERNATIONAL PLUMBING CODE, 2009, WITH SATE AMENDMENTS
- INTERNATIONAL MECHANICAL CODE, 2009, WITH STATE AMENDMENTS
- INTERNATIONAL ELECTRICAL CODE, 2008, WITH STATE AMENDMENTS
- INTERNATIONAL ENERY CONSERVATION CODE, WITH STATE AMENDMENTS
- INTERNATIONAL RESIDENTIAL CODE, 2009, WITH STATE AMENDEMNTS
- INTERNATIONAL EXISTING BUILDING CODE, 2009, WITH STATE AMENDMENTS
- INTERNATIONAL FIRE CODE, 2009, WITH STATE AMENDMENTS
- NFPA 101 LIFE SAFETY, 2010
- ACCESSIBILITY CODE ADAAG, 2010
- INTERNATIONAL FUEL GAS CODE, 2009
- PROPERTY MAINTENANCE CODE, 2009

TENTANT SUMMARY

TENANT NAME	THE SOCIETY
TENANT ADDRESS	MANHATTAN,KANSAS
SCOPE OF WORK	SECOND GENERATION INTERIOR BUILD-OUT
AREA OF TENANT SPACE	6,928.36 SQ FEET
NUMBER OF EMPLOYEES	TO BE CONFIRMED
MAX OCCUPANCY LOAD	
OCCUPANCY TYPE	BUSINESS, ASSEMBLY
CONSTRUCTION TYPE	IIA, SPRINKLERED
SPRINKLERED	YES
MINIMUM INTERIOR FINISH CLASS	B
LEASING AGENCY	XXXXXXXXXXXXXX
LANDLARD'S REPRESENTATIVE	XXXXXXXXX
LANDLARD'S REPRESENTATIVE TELEPHONE	111-222-0000

CODE SUMMARY

OCCUPANCY CLASSIFICATION	PRIMARY OCCUPANCY TYPE I = R-2
FLOOR AREA	TOTAL BUILDING SQUARE FOOTAGE = 10,600 SQUARE FEET
BUILDING TYPE CONSTRUCTION	2B
FIRE SUPRESSION SYSTEM	SPRINKLERED
OCCUPANCY LOAD FACTOR	200 GROSS

Kara Seiler
Capstone Design

Kara Seiler
2510 Butterfield Court
Manhattan, KS, 66502
(913)991-2684
krseiler@ksu.edu

THE SOCIETY
COMMUNAL LIVE + WORK

The Society
302 S 4th St. Manhattan, KS 66502

SOCIETY - COMMUNAL LIVE + WORK
MANHATTAN, KANSAS

No.	Description	Date

Capstone Project

TITLE SHEET

Project number	Capstone
Date	May 2, 2019
Drawn by	Kara Seiler
Checked by	Checker

G 02

Scale 1/4" = 1'-0"

4/30/2019 5:08:58 PM

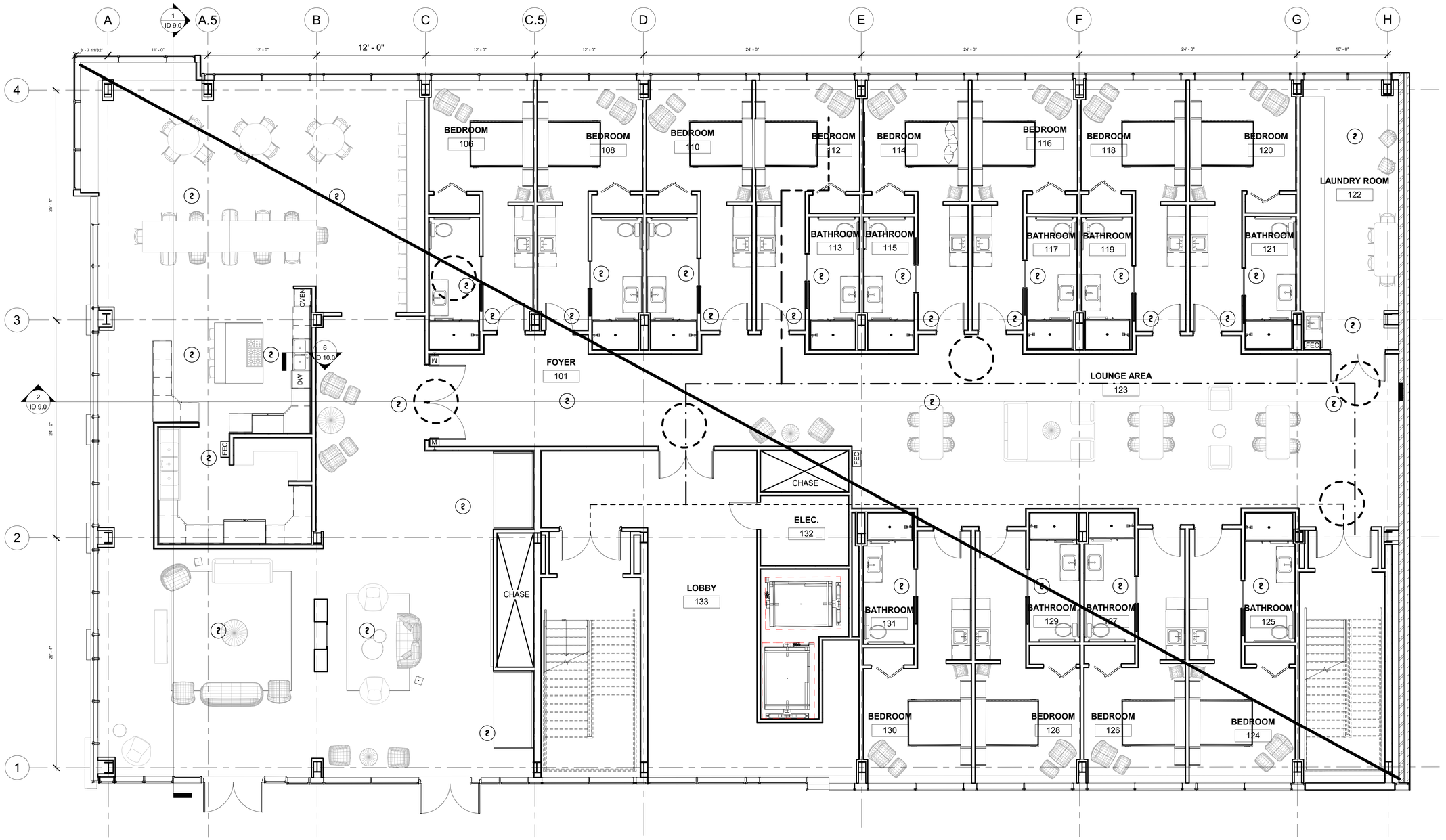

1 CODE & LIFE SAFETY
3/16" = 1'-0"

PLUMBING FIXTURE COUNT

WATER CLOSET	12
URINAL	0
LAVATORY	12

CODE SUMMARY

OCCUPANCY CLASSIFICATION	R2
FLOOR AREA	TOTAL BUILDING SQUARE FOOTAGE: 10,600 SQ. FT.
OCCUPANT LOAD FACTOR	RESIDENTIAL = 200 GROSS 10,600 SQ. FT. /200 GROSS = 53 OCCUPANTS
BUILDING TYPE CONSTRUCTION	2B
FIRE SUPPRESSION SYSTEM	SPRINKLED

LIFE SAFETY LEGEND

- SMOKE DETECTOR
- EXIT — EXIT SIGN
- FEC — FIRE EXTINGUISHER CABINET
- ADA TURNING RADIUS
- DIAGONAL DISTANCE = 165' -2"
- EXIT SEPERATION = 82' - 11"
- COMMON PATH OF TRAVEL = 26' - 6"
- TOTAL TRAVEL DISTANCE A = 23'- 9"
B = 80' - 0"

Kara Seiler
Capstone Design

Kara Seiler
2510 Butterfield Court
Manhattan, KS, 66502
(913)991-2684
krseiler@ksu.edu

THE SOCIETY
COMMUNAL LIVE + WORK

The Society
302 S 4th St. Manhattan, KS 66502

SOCIETY - COMMUNAL LIVE + WORK MANHATTAN, KANSAS

No.	Description	Date

Capstone Project

CODE & LIFE SAFETY

Project number	Capstone
Date	May 2, 2019
Drawn by	Author
Checked by	Checker

ID 1.0

Scale 3/16" = 1'-0"

4/30/2019 5:09:29 PM

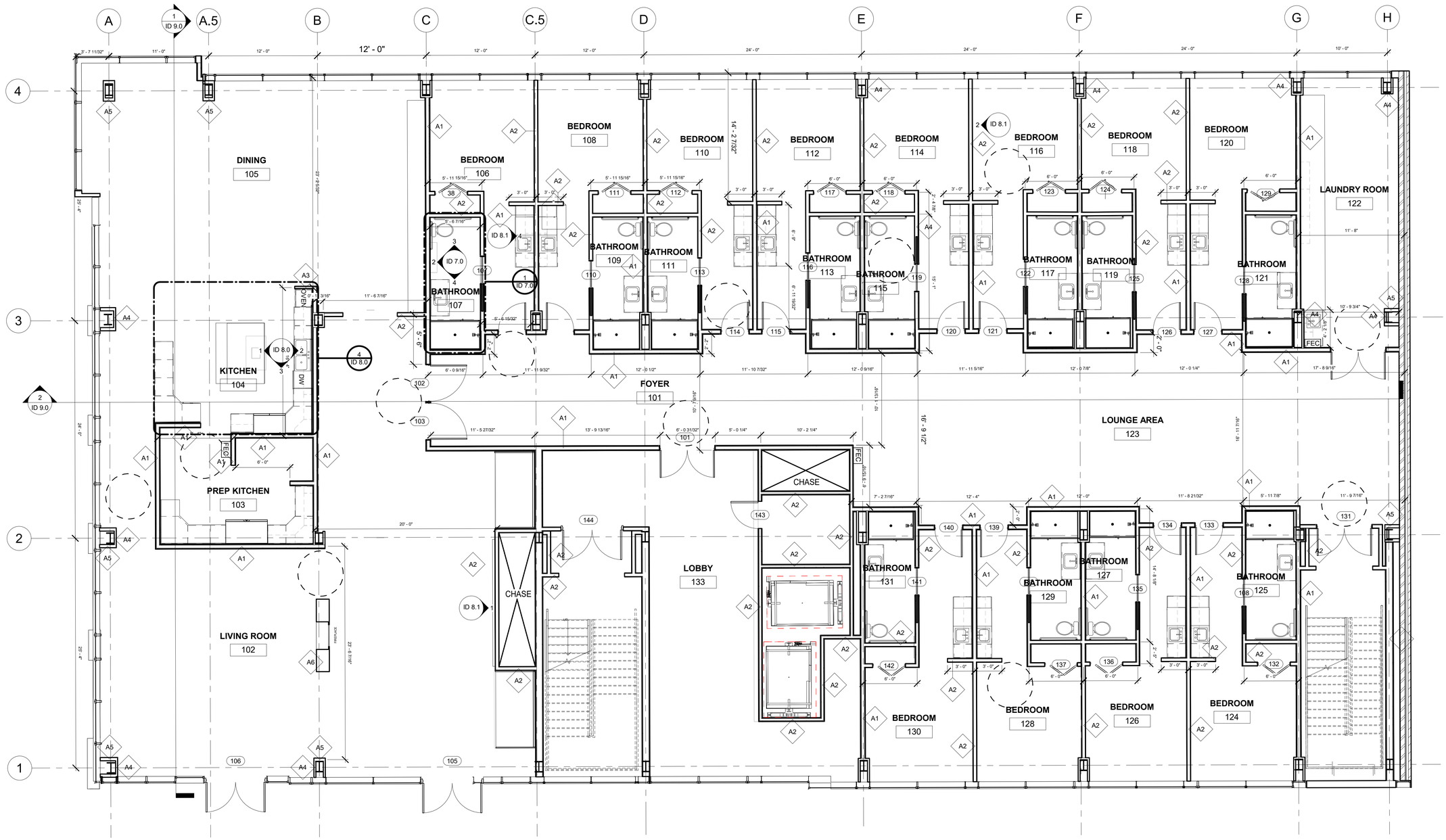

1 PARTITION PLAN
3/16" = 1'-0"

PARTITION LEGEND

- A1 — 6 1/8" 2 HOUR PLUMBING PARTITION
- A2 — 5 1/2" 1 HOUR PARTITION
- A3 — 3 1/8" 1 HOUR PARTITION
- A4 — 2 5/8" PARTITION
- A5 — 4 1/4" PARTITION
- 101 — DOOR NUMBER
- A6 — 1' - 5 1/8" PARTITION
- FEC — FIRE EXTINGUISHER CABINET

GENERAL NOTES

1. PROVIDE (1) FIRE EXTINGUISHER PER 3000 SQUARE FOOT OF USABLE TENANT SPACE
2. VERIFY ALL STRUCTURAL MECHANICAL AND ELECTRICAL REQUIRMENTS AND COORDINATE REQUIRED CHANGES WITH ARCHITECT PRIOR TO CONSTRUCTION.
3. REFER TO SHEET ID 12.0 FOR DOOR SCHEDULE.

Kara Seiler
Capstone Design

Kara Seiler
2510 Butterfield Court
Manhattan, KS, 66502
(913)991-2684
krseiler@ksu.edu

THE SOCIETY
COMMUNAL LIVE + WORK

The Society
302 S 4th St. Manhattan, KS 66502

SOCIETY - COMMUNAL LIVE + WORK
MANHATTAN, KANSAS

No.	Description	Date

Capstone Project

PARTITION PLAN

Project number	Capstone
Date	May 2, 2019
Drawn by	Author
Checked by	Checker

ID 2.0

Scale	As indicated

4/30/2019 5:09:42 PM

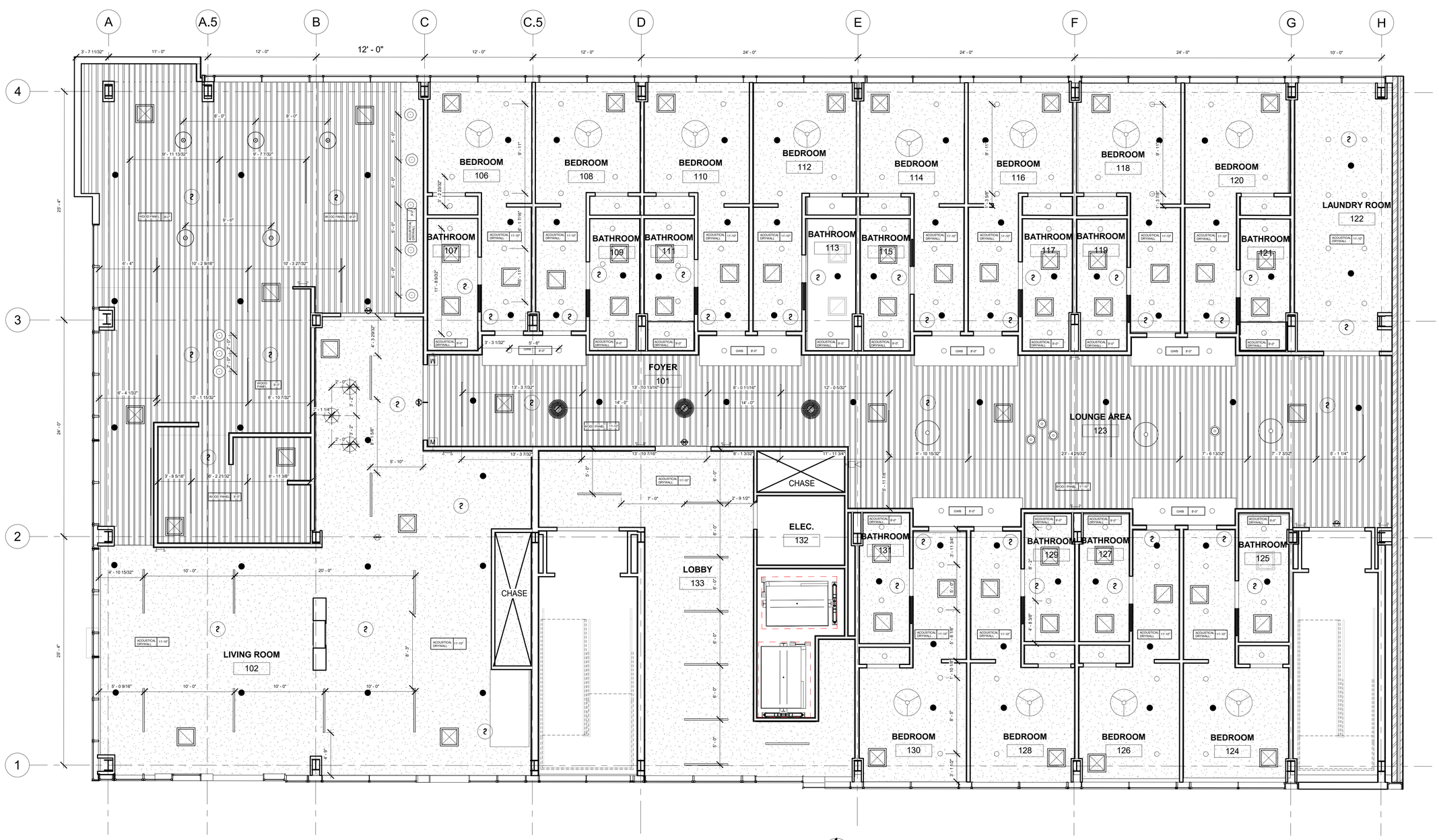

1 REFLECTED CEILING PLAN
3/16" = 1'-0"

REFLECTED CEILING PLAN LEGEND

- EXIT — EXIT SIGN
- SMOKE DETECTOR
- SPRINKLER
- SUPPLY
- RETURN
- MATERIAL # — CEILING TYPE AND HEIGHT
- 21.7 "PENDANT LAMP
- 13.5" PENDANT LIGHT
- 15.75" PENDANT LIGHT
- 6" RECESSED DOWNLIGHT
- LED STRIP FIXTURE
- CEILING FAN
- MONO FELT LIGHT
- HOOP PENDANT
- M — FIRE ALARM DOOR HOLDER
- EMERGENCY WALL LIGHT

GENERAL NOTES

1. PROVIDE EMERGENCY LIGHTING, STROBES, ALARMS, FIRE PULLS AND SMOKE DETECTORS AS REQUIRED BY CODE IN ASSEMBLY PORTION OF SPACE.

2. CONTRACTOR TO PLACE HVAC SUPPLY AND RETURN LOCATIONS AS NECESSARY TO MEET ALL CODES AND TO COORDINATE WITH LIGHTING LAYOUT.

3. SWITCHING INDICATES CONTROL OF SPECIFIC FIXTURES, NOT CIRCUITING. SEE ELECTRICAL DRAWING FOR CIRCUITING. NON-TYPICAL SWITCHING IS ONLY INDICATED.

4. NOTIFY ARCHITECT IMMEDIATELY OF ANY CLEARANCE CONFLICTS WITH LIGHT FIXTURES DUE TO ITEMS ABOVE CEILING.

5. GENERAL CONTRACTOR TO PROVIDE ELECTRIAL HOOKUP OF FIXTURES TO JUNCTION BOXES/WHIPS AS INDICATED FOR INTERNALLY LIT FIXTURES.

Kara Seiler
Capstone Design

Kara Seiler
2510 Butterfield Court
Manhattan, KS, 66502
(913)991-2684
krseiler@ksu.edu

THE SOCIETY
COMMUNAL LIVE + WORK

The Society
302 S 4th St. Manhattan, KS 66502

SOCIETY - COMMUNAL LIVE + WORK MANHATTAN, KANSAS

No.	Description	Date

Capstone Project

REFLECTED CEILING PLAN

Project number	Capstone
Date	May 2, 2019
Drawn by	Author
Checked by	Checker

ID 3.0

Scale 3/16" = 1'-0"

5/1/2019 5:23:44 PM

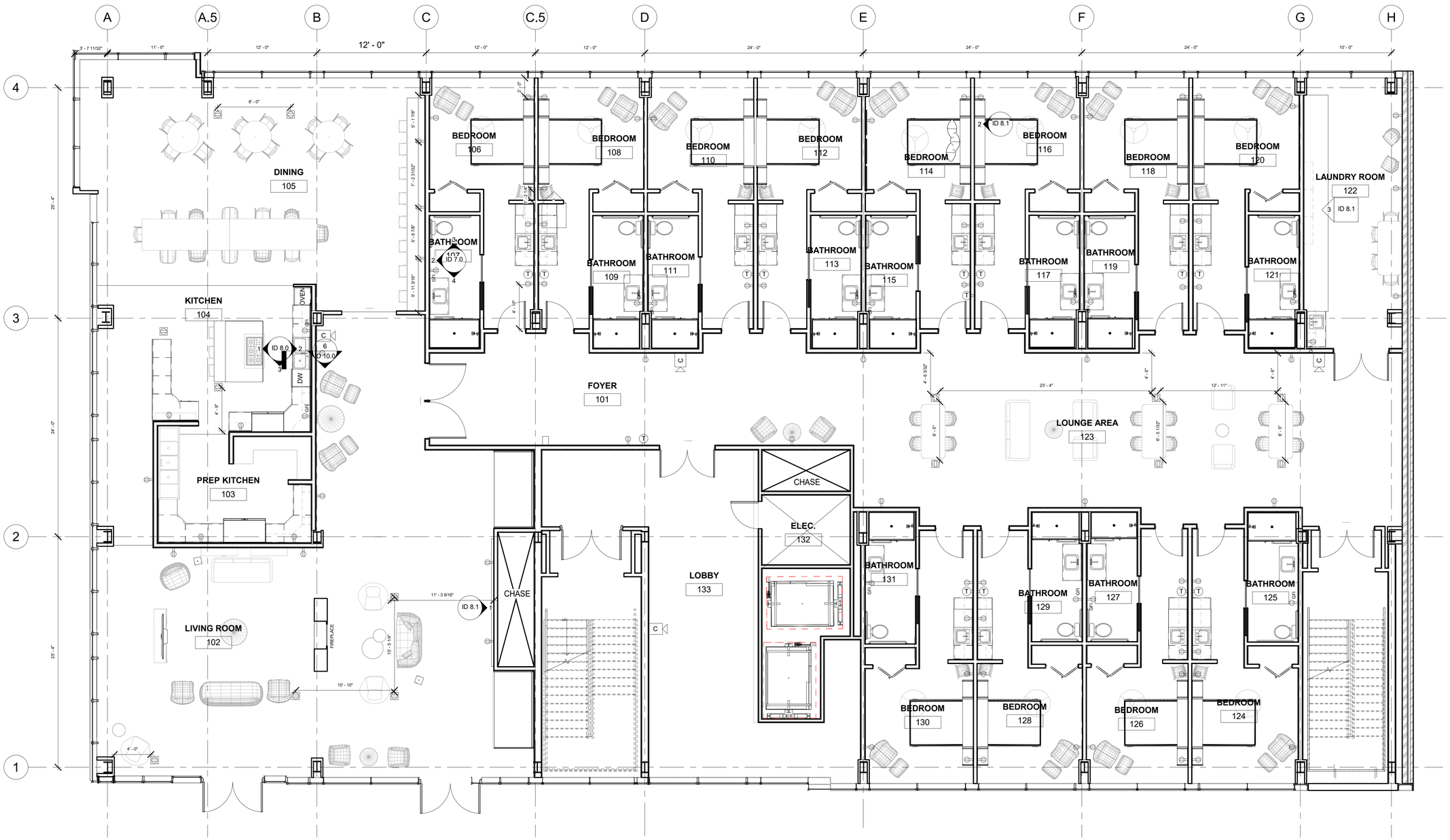

1 POWER & COMMUNICATIONS PLAN
3/16" = 1'-0"

ELECTRICAL LEGEND

- OUTLET FLOOR-DUPLEX
- OUTLET DUPLEX
- OUTLET-GFI SINGLE
- CEILING MOUNTED SECURITY CAMERA
- THERMOSTAT

GENERAL NOTES

1. ALL OUTLETS TO BE INSTALLED AT 0'-18" A.F.F. UNLESS INDICATED OTHERWISE IN ELEVATION VIEWS ON SHEET ID. 7.0 AND ID 8.0.
2. GENERAL CONTRACTOR IS TO ENSURE ALL OUTLETS WITHIN 0'-3" OF A WET APPLIANCE ARE GFI.
3. GENERAL CONTRACTOR IS TO VERIFY REQUIRMENTS FOR TENANTS EXISTING EQUIPMENT AND COORDINATE ADDITIONAL POWER AND PHONE/DATA AS NEEDED.

Kara Seiler
Capstone Design

Kara Seiler
2510 Butterfield Court
Manhattan, KS, 66502
(913)991-2684
krseiler@ksu.edu

THE SOCIETY
COMMUNAL LIVE + WORK

The Society
302 S 4th St. Manhattan, KS 66502

SOCIETY - COMMUNAL LIVE + WORK MANHATTAN, KANSAS

No.	Description	Date

Capstone Project

POWER & COMMUNICATION

Project number	Capstone
Date	May 2, 2019
Drawn by	Author
Checked by	Checker

ID 4.0

Scale	As indicated

4/30/2019 5:12:29 PM

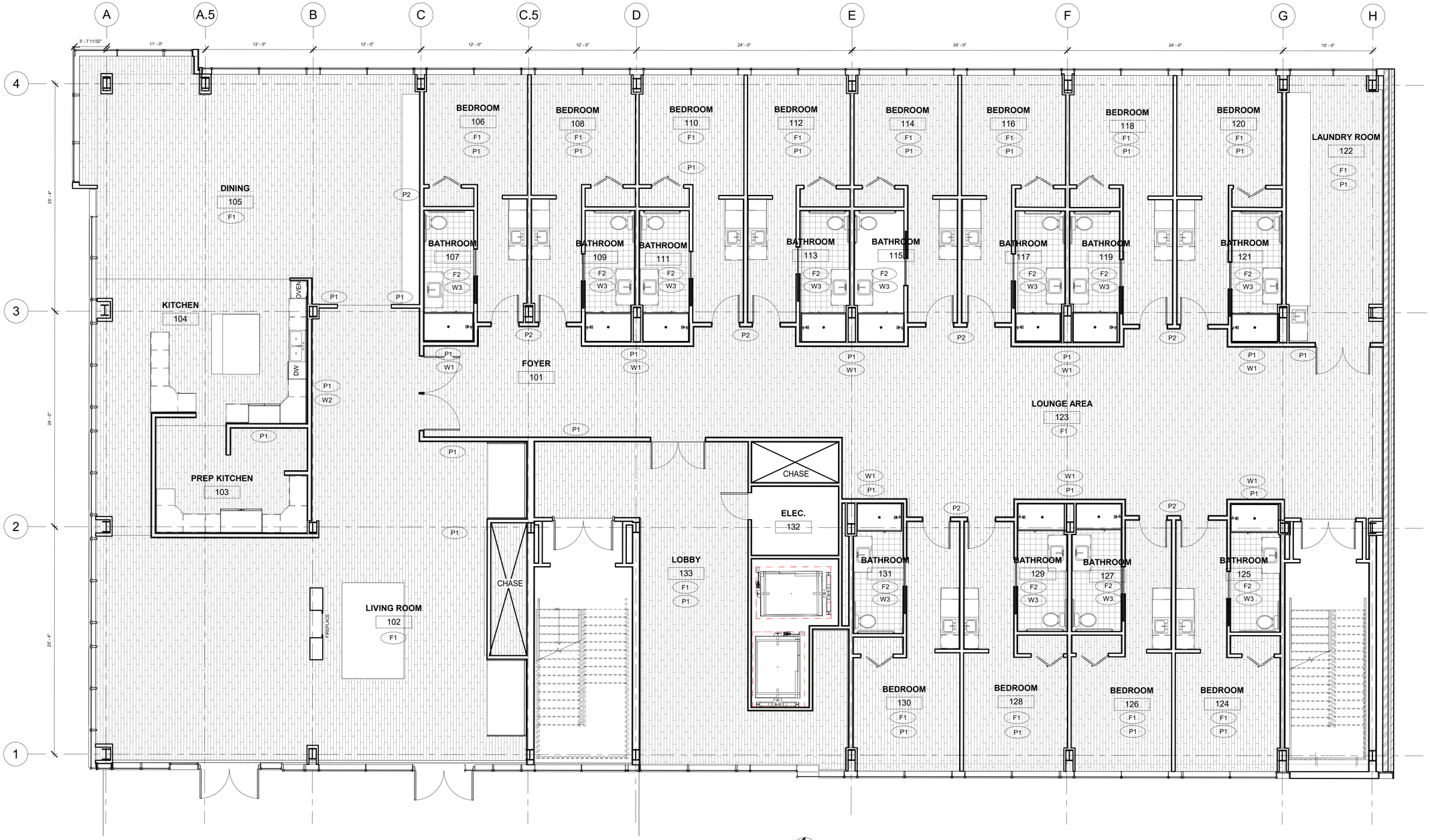

1 FINISH PLAN
3/16" = 1'-0"

FINISH SCHEDULE

FINSISH TYPE	MANUFACTURER	DESCRIPTION	COLOR/NUMBER	SIZE	STYLE/NAME	COMMENTS
F1	ARMSTRONG FLOORING	BIRCH ENGINEERED HARDWOOD	DRIFTSCAPE WHITE / ESP5210Z	5 IN. WIDE X 3/8 IN. THICK	PERFORMANCE PLUS	HIGH GLOSS FINISH
F2	WOW UNEXPECTED SURFACES	CERAMIC FLOOR TILE	WHITE/EARTH	7 IN. X 7 IN.	BOREAL - DASH DECOR	
P1	BENJAMIN MOORE AFFINITY COLORS	WALL PAINT	LYCHEE AF-40	N/A		MATTE
P2	BENJAMIN MOORE AFFINITY COLORS	WALL PAINT	SERENDIPITY AF-205	N/A		MATTE
W1	FILZFELT	WOOL DESIGN FELT WALLCOVERING	150 - WEIB	PANEL THICKNESS 1 1/4 in MAX. PANEL SIZE 2'-10" x 9'-8"	RAIN	
W2	FILZFELT	WOOL DESIGN FELT WALLCOVERING	384- LIND , 180- TERRACOTTA, 150- WEIB	TILE THICKNESS 1/2 in TILE SIZE 1'-1 7/8" x 1'-0"	HEX BLOCK	
W3	WOW UNEXPECTED SURFACES	CRAFTED CERAMIC TILE	SNOW	2" X 10"	CRAFTED- HANDMADE	
B1	CORTLAND HARWOOD	WOOD BASE	BIRCH	THICKNESS:7/16" WIDTH: 2-1/4"	CH2007-2	

GENERAL NOTES

1. PATCH AND REPAIR ALL WALLS AND FLOORS
2. CONTRACTOR TO PREPARE FLOORS FOR FLOOR MATERIALS
3. CONTRACTOR TO PREPARE WALLS FOR PAINT AND WALL FINISHES

Kara Seiler
Capstone Design

Kara Seiler
2510 Butterfield Court
Manhattan, KS, 66502
(913)991-2684
krseiler@ksu.edu

THE SOCIETY
COMMUNAL LIVE + WORK

The Society
302 S 4th St. Manhattan, KS 66502

SOCIETY - COMMUNAL LIVE + WORK
MANHATTAN, KANSAS

No.	Description	Date

Capstone Project

FINISH PLAN

Project number	Capstone
Date	May 2, 2019
Drawn by	Author
Checked by	Checker

ID 5.0

Scale 3/16" = 1'-0"

4/30/2019 5:12:46 PM

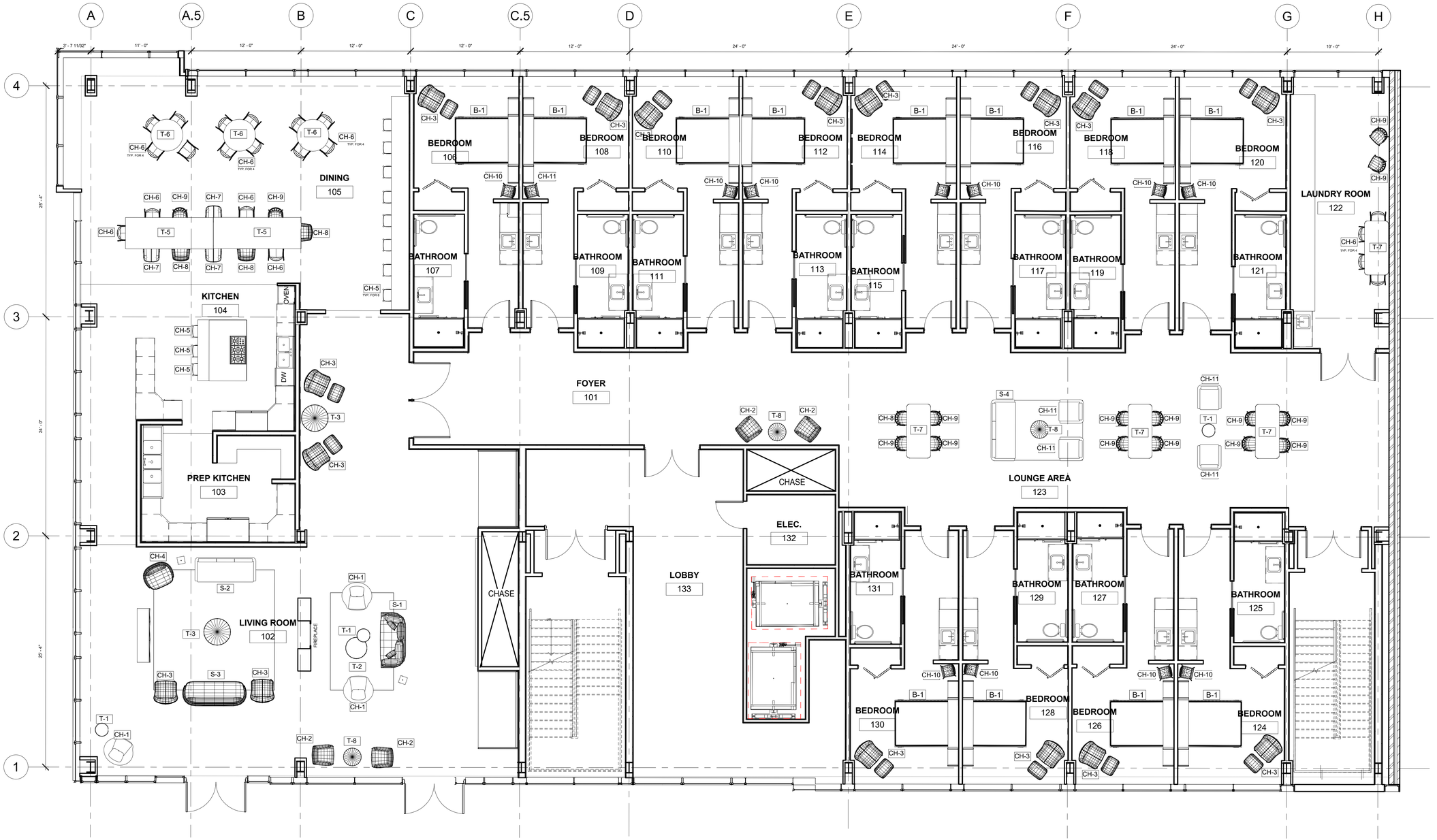

1 FURNITURE PLAN
3/16" = 1'-0"

FURNITURE LEGEND

TAG	DESCRIPTION	QUANTITY	TAG	DESCRIPTION	QUANTITY	TAG	DESCRIPTION	QUANTITY
CH-1	WOMB CHAIR	3	CH-9	SLEEK DINING CHAIR	16	T-2	AROUND LARGE TABLE	1
CH-2	C3 ARMCHAIR	4	CH-10	BEAVER CHAIR	12	T-3	VITRO LARGE TABLE	2
CH-3	PHILIPPA CHAIR	16	CH-11	ARLO HIGHBACK CHAIR	4	T-4	REFLECT TV STAND	1
CH-4	FUUGA CHAIR	1	S-1	GAIA 3 SEATER SOFA	1	T-5	STORNAS KITCHEN TABLE	2
CH-5	VISU BARSTOOL	11	S-2	GAIA 2 SEATER SOFA	1	T-6	RISOM DINING TABLE	3
CH-6	COVER CHAIR	20	S-3	FUUGA SOFA	1	T-7	NADIA TABLE	1
CH-7	FIBER CHAIR	3	S-4	ARLO HIGHBACK SOFA	1	T-8	VITRO SMALL TABLE	3
CH-8	C3 DINING CHAIR	3	T-1	AROUND SMALL TABLE	2	B-1	MURPHY BED	12

GENERAL NOTES

1. FURNITURE AND FIXTURES PROVIDEDBY AND INSTALLED BY OWNER'S VENDOR UNLESS OTHERWISE NOTED COORDINATE ALL FURNITURE AND FIXTURE LOCATIONS WITH VENDOR.

2. FURNITURE AND FIXTURES QUANTITESLISTED ARE FOR REFERENCE ONLY. IT IS OWNER'S RESPONSIBILITY TO VERIFY ALL QUANTITIES AND COORDINATE WITH VENDER.

Kara Seiler
Capstone Design

Kara Seiler
2510 Butterfield Court
Manhattan, KS, 66502
(913)991-2684
krseiler@ksu.edu

THE SOCIETY
COMMUNAL LIVE + WORK

The Society
302 S 4th St. Manhattan, KS 66502

SOCIETY - COMMUNAL LIVE + WORK
MANHATTAN, KANSAS

No.	Description	Date

Capstone Project

FURNISHING PLAN

Project number	Capstone
Date	May 2, 2019
Drawn by	Author
Checked by	Checker

ID 6.0

Scale 3/16" = 1'-0"

4/30/2019 5:14:10 PM

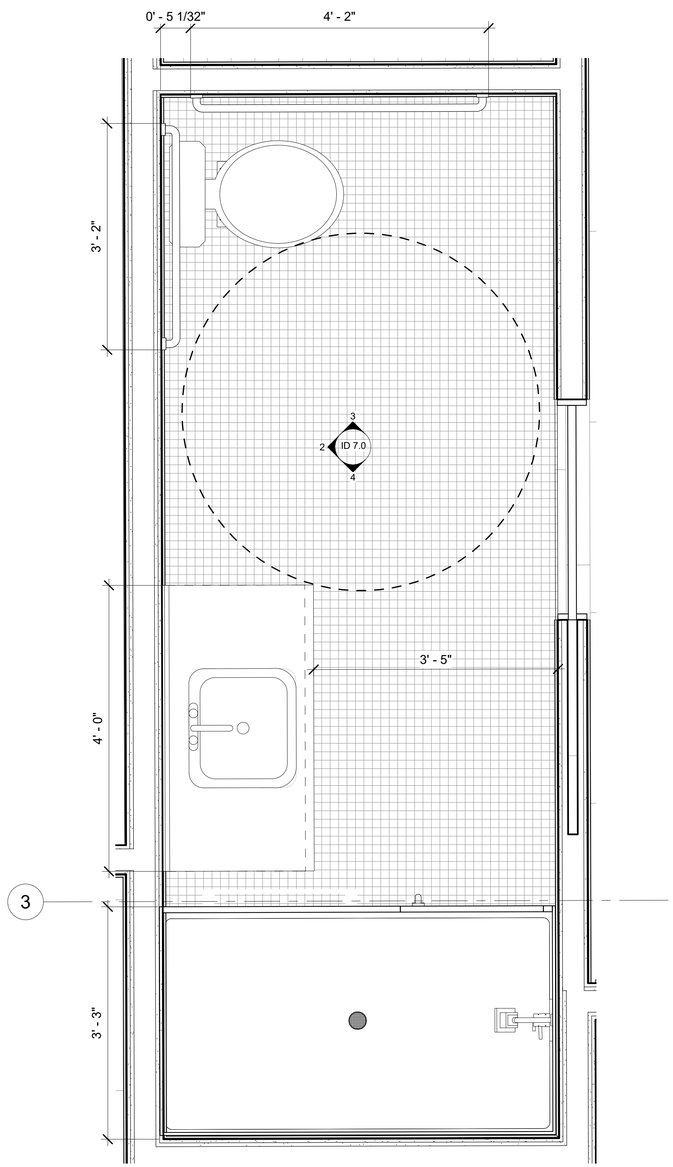

1 ENGLARGED BATHROOM PLAN
1" = 1'-0"

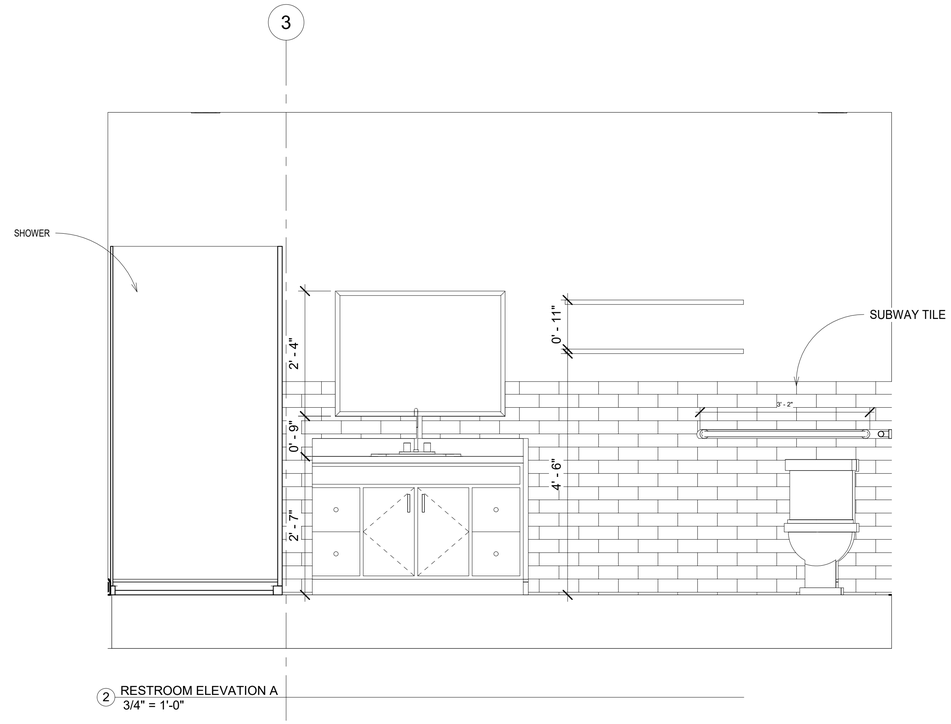

2 RESTROOM ELEVATION A
3/4" = 1'-0"

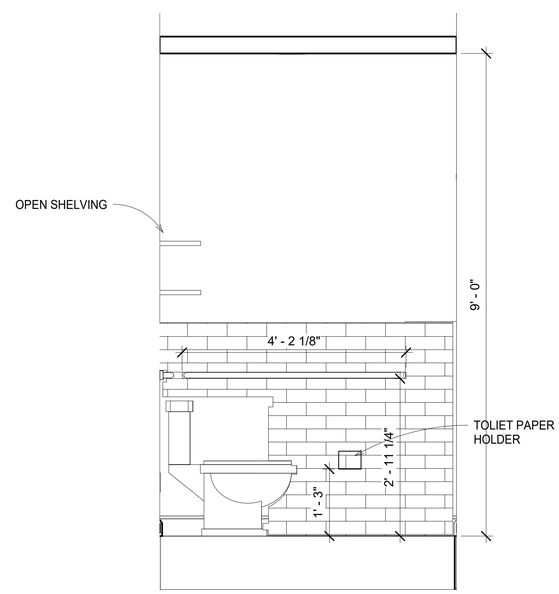

3 RESTROOOM ELEVATION B
3/4" = 1'-0"

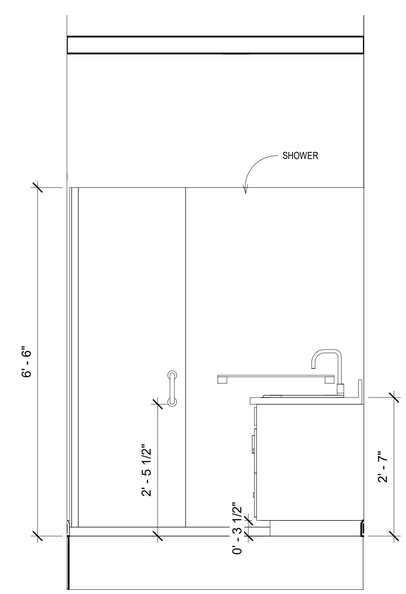

4 RESTROOM ELEVATION C
3/4" = 1'-0"

Kara Seiler
Capstone Design

Kara Seiler
2510 Butterfield Court
Manhattan, KS, 66502
(913)991-2684
krseiler@ksu.edu

THE SOCIETY
COMMUNAL LIVE + WORK

The Society
302 S 4th St. Manhattan, KS 66502

SOCIETY - COMMUNAL LIVE + WORK
MANHATTAN, KANSAS

No.	Description	Date

Capstone Project

ENLARGED PLANS

Project number	Capstone
Date	May 2, 2019
Drawn by	Author
Checked by	Checker

ID 7.0

Scale	As indicated

4/30/2019 5:14:18 PM

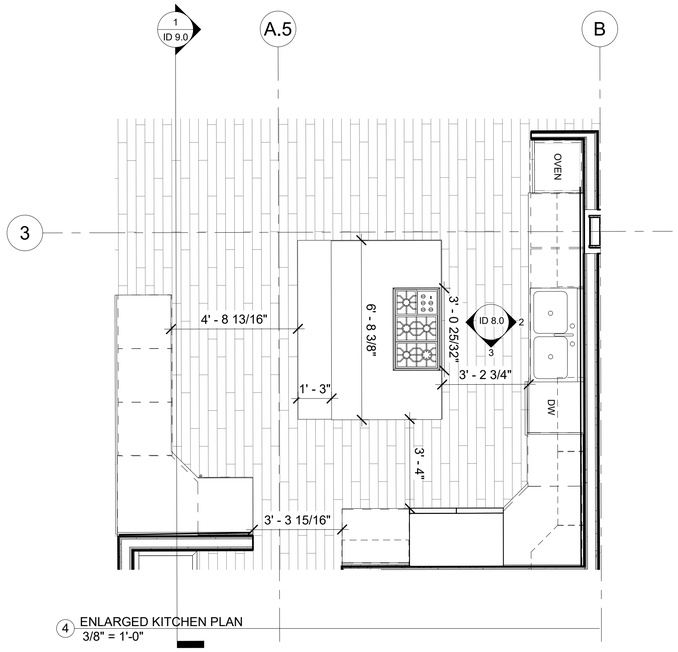

4 ENLARGED KITCHEN PLAN
3/8" = 1'-0"

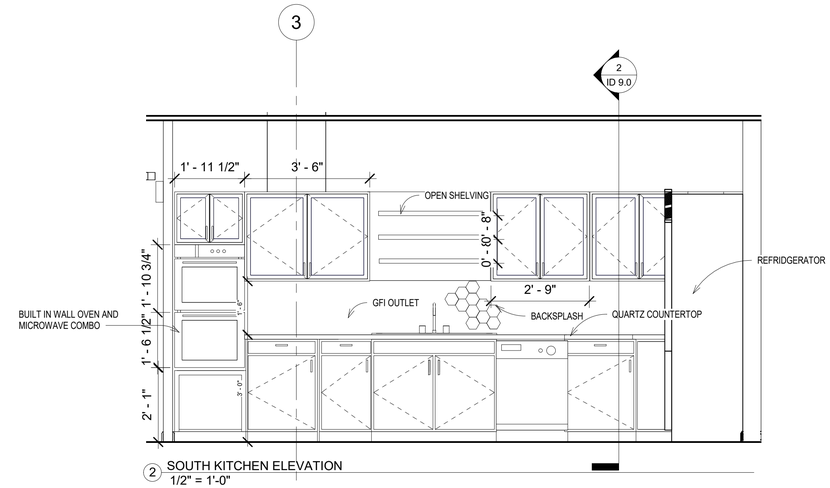

2 SOUTH KITCHEN ELEVATION
1/2" = 1'-0"

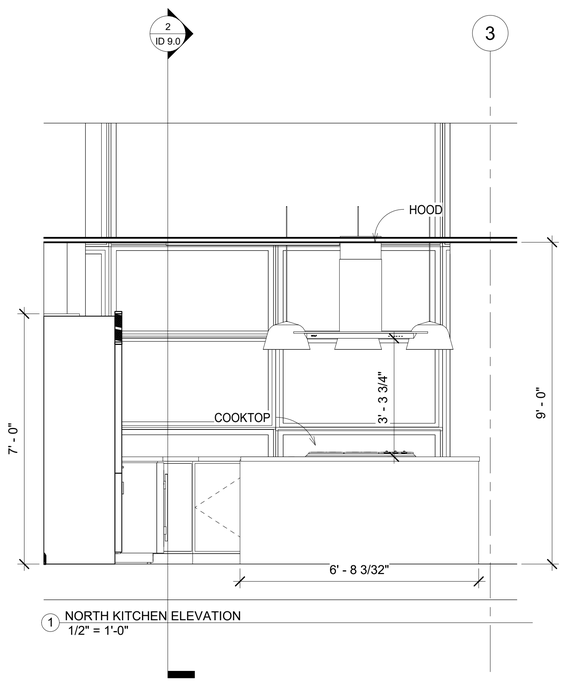

1 NORTH KITCHEN ELEVATION
1/2" = 1'-0"

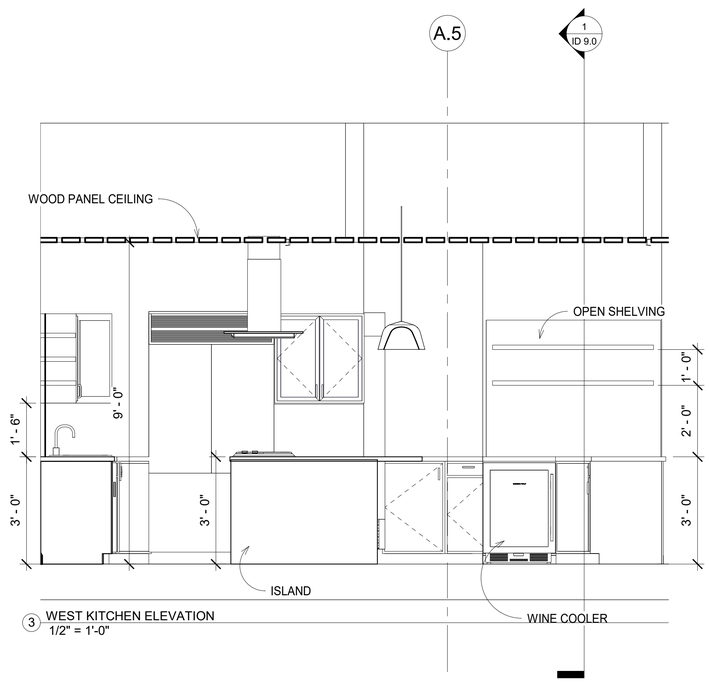

3 WEST KITCHEN ELEVATION
1/2" = 1'-0"

Kara Seiler
Capstone Design

Kara Seiler
2510 Butterfield Court
Manhattan, KS, 66502
(913)991-2684
krseiler@ksu.edu

THE SOCIETY
COMMUNAL LIVE + WORK

The Society
302 S 4th St. Manhattan, KS 66502

SOCIETY - COMMUNAL LIVE + WORK MANHATTAN, KANSAS

No.	Description	Date

Capstone Project

ENLARGED PLANS

Project number	Capstone
Date	May 2, 2019
Drawn by	Author
Checked by	Checker

ID 8.0

Scale	As indicated

4/30/2019 5:38:52 PM

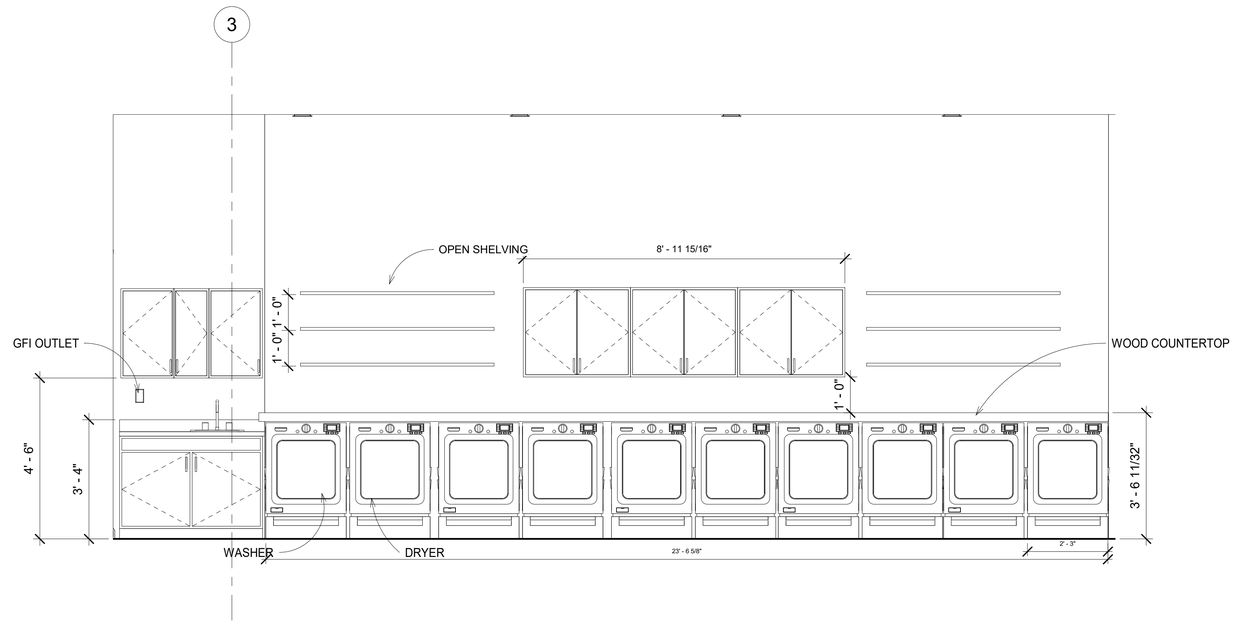

3 LAUNDRY ELEVATION
1/2" = 1'-0"

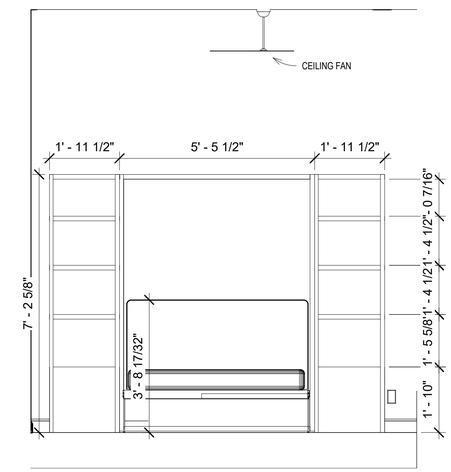

2 MURPHY BED ELEVATION
1/2" = 1'-0"

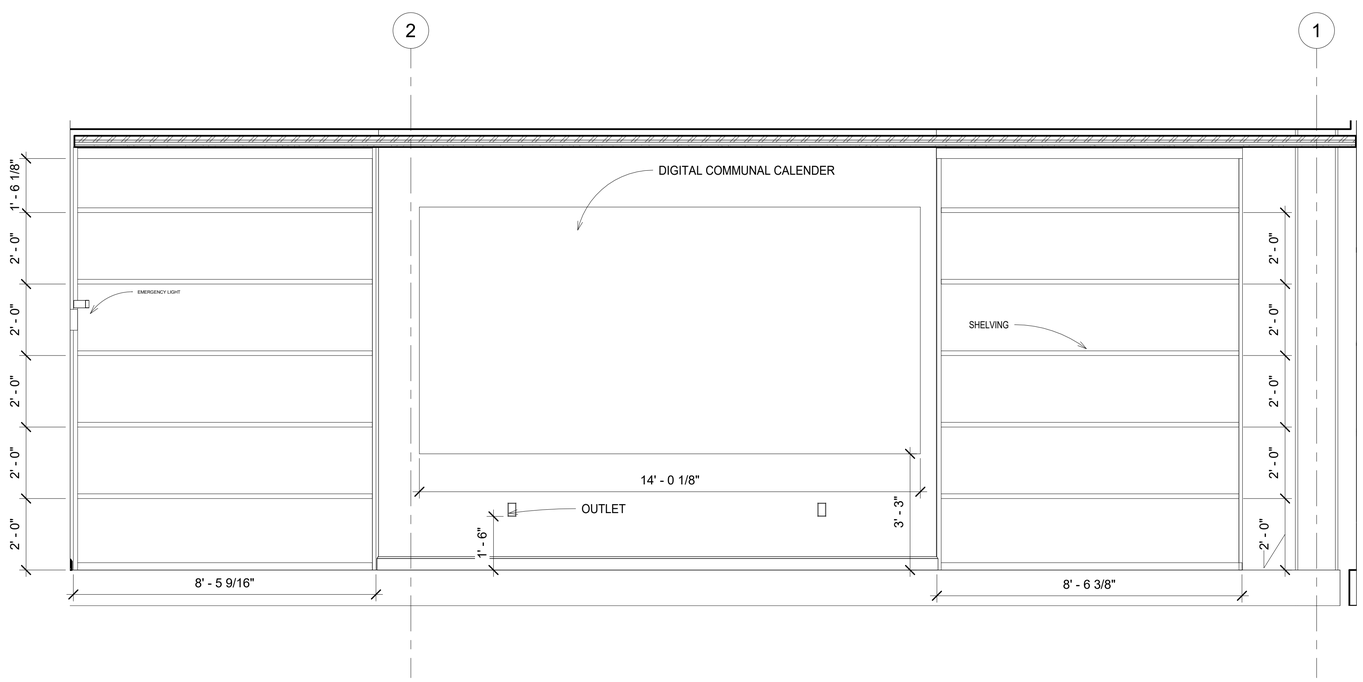

1 COMMUNAL WALL
1/2" = 1'-0"

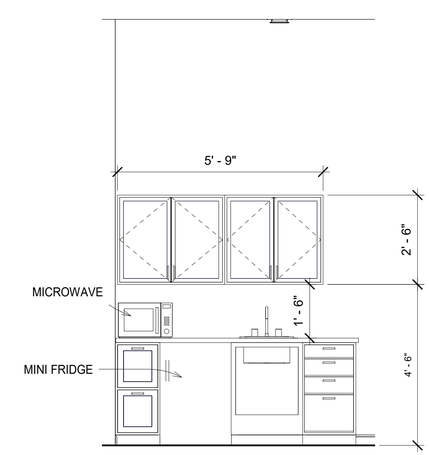

4 KITCHENETTE ELEVATION
1/2" = 1'-0"

Kara Seiler
Capstone Design

Kara Seiler
2510 Butterfield Court
Manhattan, KS, 66502
(913)991-2684
krseiler@ksu.edu

THE SOCIETY
COMMUNAL LIVE + WORK

The Society
302 S 4th St. Manhattan, KS 66502

SOCIETY - COMMUNAL LIVE + WORK
MANHATTAN, KANSAS

No.	Description	Date

Capstone Project

ELEVATIONS

Project number	Capstone
Date	May 2, 2019
Drawn by	Author
Checked by	Checker

ID 8.1

Scale 1/2" = 1'-0"

4/30/2019 5:39:02 PM

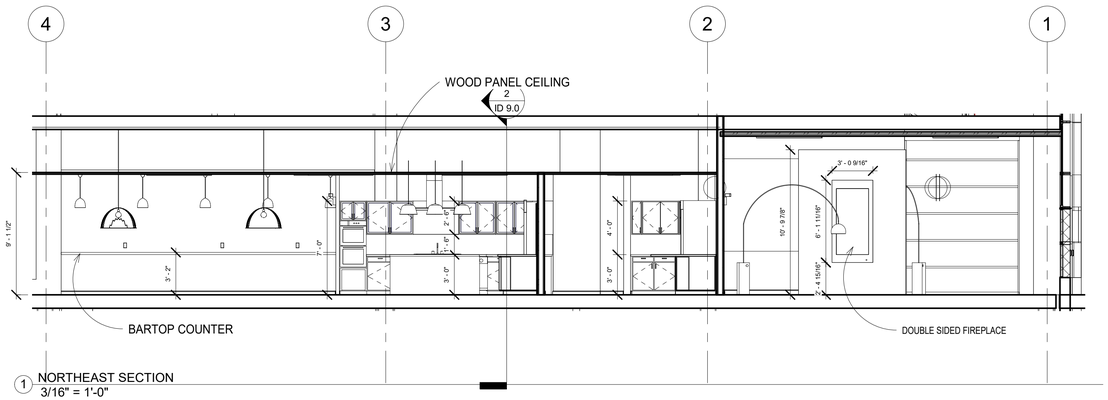

1 NORTHEAST SECTION
3/16" = 1'-0"

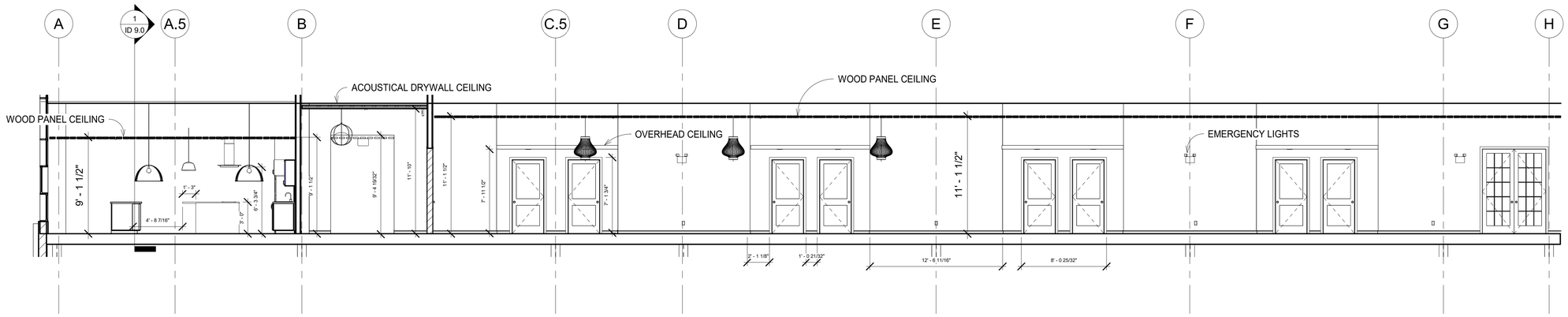

2 SOUTHEAST SECTION
3/16" = 1'-0"

Kara Seiler
Capstone Design

Kara Seiler
2510 Butterfield Court
Manhattan, KS, 66502
(913)991-2684
krseiler@ksu.edu

THE SOCIETY
COMMUNAL LIVE + WORK

The Society
302 S 4th St. Manhattan, KS 66502

SOCIETY - COMMUNAL LIVE + WORK
MANHATTAN, KANSAS

No.	Description	Date

Capstone Project

SECTIONS

Project number	Capstone
Date	May 2, 2019
Drawn by	Author
Checked by	Checker

ID 9.0

Scale 3/16" = 1'-0"

4/30/2019 5:40:13 PM

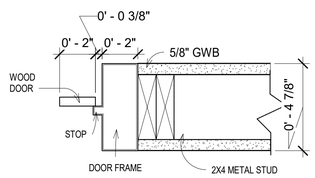

1 DOOR HEAD/JAMB DETAIL
3" = 1'-0"

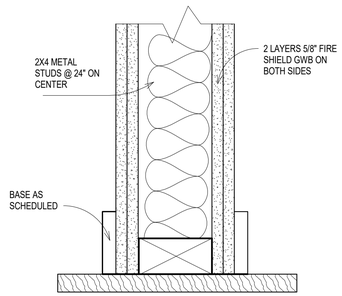

2 PARTITION DETAIL
3" = 1'-0"

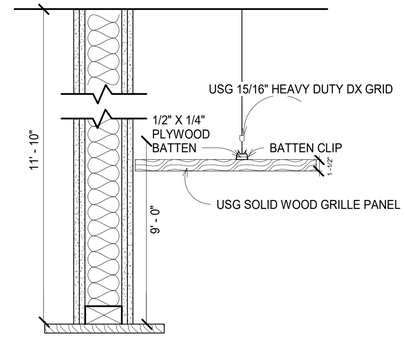

3 WALL TO CEILING TRANSITION
1 1/2" = 1'-0"

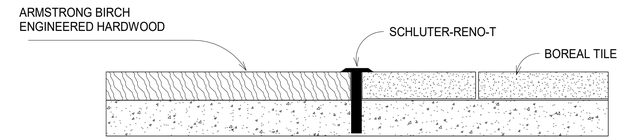

4 FLOOR TRANSITION
1" = 1'-0"

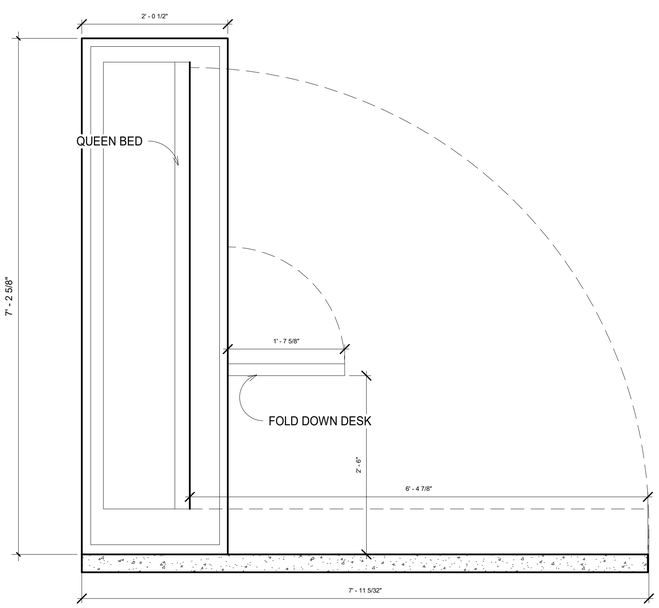

5 MURPHY BED DETAIL
1" = 1'-0"

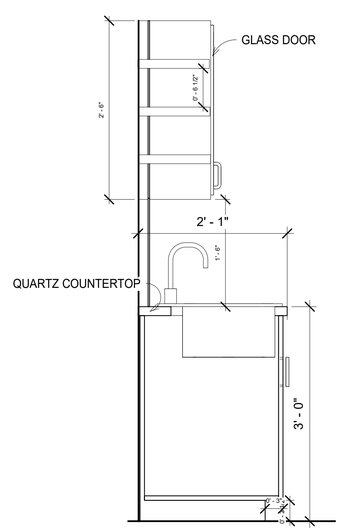

6 CABINETRY DETAIL
1" = 1'-0"

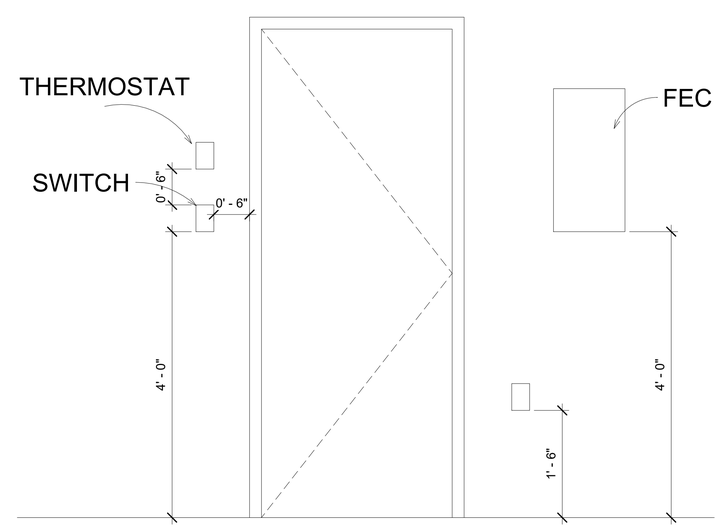

7 STANDARD MOUNTING HEIGHTS
1" = 1'-0"

Kara Seiler
Capstone Design

Kara Seiler
2510 Butterfield Court
Manhattan, KS, 66502
(913)991-2684
krseiler@ksu.edu

THE SOCIETY
COMMUNAL LIVE + WORK

The Society
302 S 4th St. Manhattan, KS 66502

SOCIETY - COMMUNAL LIVE + WORK
MANHATTAN, KANSAS

No.	Description	Date

Capstone Project

DETAILS

Project number	Capstone
Date	May 2, 2019
Drawn by	Author
Checked by	Checker

ID 10.0

Scale	As indicated

4/30/2019 5:16:26 PM

LIGHTING FIXTURE SCHEDULE

FIXTURE NUMBER	MANUFACTUROR	QUANITY	LAMP TYPE	VOLTAGE	MOUNTING	DESCRIPTION	IMAGE
DN140B LED10S/830 PSD-E WR	PHILIPS LIGHTING	104	LED	220-240 V	RECESSED CAN	6" DOWNLIGHT	
LL523X	PHILIPS LIGHTING	33	LED	220-240 V	SUSPENDED	TRUNKING SYSTEM	
UNDER THE BELL LAMP	MUUTO	8	LED	120 V	SUSPENDED	PENDANT LIGHT	
AMBIT PENDANT LAMP	MUUTO	8	LED	120 V	SUSPENDED	PENDANT LIGHT	
8425301	GLOBAL LIGHTING	3	LED		SUSPENDED	PENDANT LIGHT	
MEDIUM ORIENT LIGHT	HIGHTOWER	4	LED		SUSPENDED	PENDANT LIGHT	
MONO LIGHT	BUZZI SPACE	3	LED	220-240 V	SUSPENDED	PENDANT LIGHT	

DOOR SCHEDULE

TYPE	COUNT	OPERATION	WIDTH	HEIGHT	THICKNESS	MATERIAL/ FINISH	FIRE CODE
DOOR TYPE 'A'	13	SINGLE SWING	3' - 0"	7' - 0"	1- 3/8"	WALNUT	20 MIN
DOOR TYPE 'B'	12	SINGLE POCKET	3' - 0"	6' - 8"	1- 3/8"	WALNUT	20 MIN
DOOR TYPE 'C'	12	BI-FOLD	3' - 6"	7' - 0"	1- 3/4"	WALNUT	20 MIN
DOOR TYPE 'D'	2	DOUBLE SWING	6' - 0"	8' - 0"	1- 3/8"	WALNUT	20 MIN
DOOR TYPE 'E'	2	SINGLE SWING	4' - 0"	8' - 0"	1- 3/8"	WALNUT	20 MIN
DOOR TYPE 'F'	4	DOUBLE SWING	6' - 6 1/2"	6' - 3"	1- 3/4"	METAL	20 MIN

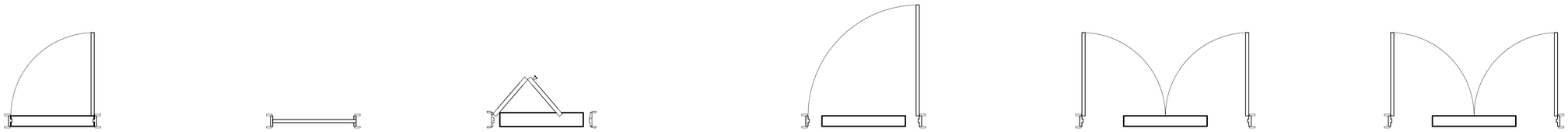

DOOR LEGEND
1/2" = 1'-0"

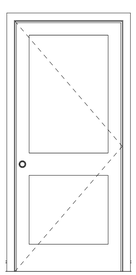

1 DOOR TYPE 'A'
1/2" = 1'-0"



2 DOOR TYPE 'B'
1/2" = 1'-0"

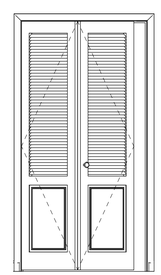

3 DOOR TYPE 'C'
1/2" = 1'-0"

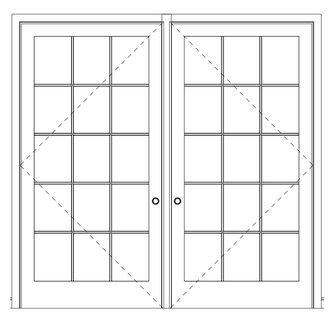

4 DOOR TYPE 'D'
1/2" = 1'-0"

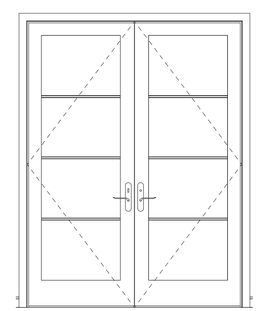

5 DOOR TYPE 'E'
1/2" = 1'-0"

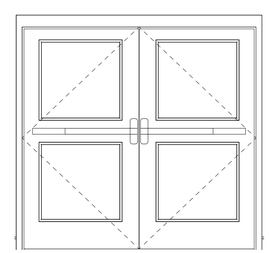

6 DOOR TYPE 'F'
1/2" = 1'-0"

Kara Seiler
Capstone Design

Kara Seiler
2510 Butterfield Court
Manhattan, KS, 66502
(913)991-2684
krseiler@ksu.edu

THE SOCIETY
COMMUNAL LIVE + WORK

The Society
302 S 4th St. Manhattan, KS 66502

SOCIETY - COMMUNAL LIVE + WORK
MANHATTAN, KANSAS

No.	Description	Date

Capstone Project

SCHEDULES

Project number	Capstone
Date	May 2, 2019
Drawn by	Author
Checked by	Checker

ID 11.0

Scale	1/2" = 1'-0"

5/1/2019 5:23:54 PM